




What are the chances of finding a high-performance, ultra-compact water booster set?

SLIM



REALLY SLIM

Introducing Slimline VS Ultra-Compact Cold Water Booster Set from Dutypoint.

The Dutypoint VS is a next-generation, ultra-compact commercial and industrial booster set, designed in answer to the ever-increasing pressure on plant room space in new developments and to be simple to maintain over its lifespan.

NO COMPARISON

The Slimline VS Ultra-Compact Cold Water Booster Set offers optimum performance at a fraction of the width. Let's face it, nothing compares to Slimline.

TYPICAL DIMENSIONS:


- Twin 1750 x 1270 x 350mm (HxWxD)
- Triple 1750 x 1600 x 350mm (HxWxD)




Just 350mm

Typical current booster sets

Key Features





Range Overview

No of pumps	2 or 3
Flow rate	0.4 – 11.5 litres/second
Pressure range	2 – 10 bar
Max system pressure	15 bar
Controls	Dutypoint Smart Control Panel
Approved by	WRAS and KIWA

- Cyclic duty changeover
- Anti-seize feature
- HiRISE
- Hand/off/auto selectors as standard
- **Digital interfaces:**
 - Common fault VFC
 - Low-level VFC
 - High-level VFC
 - External on/off

Let's talk Slimline

DUTYPOINT 

01452 300592
SALES@DUTYPOINT.COM
DUTYPOINT.COM