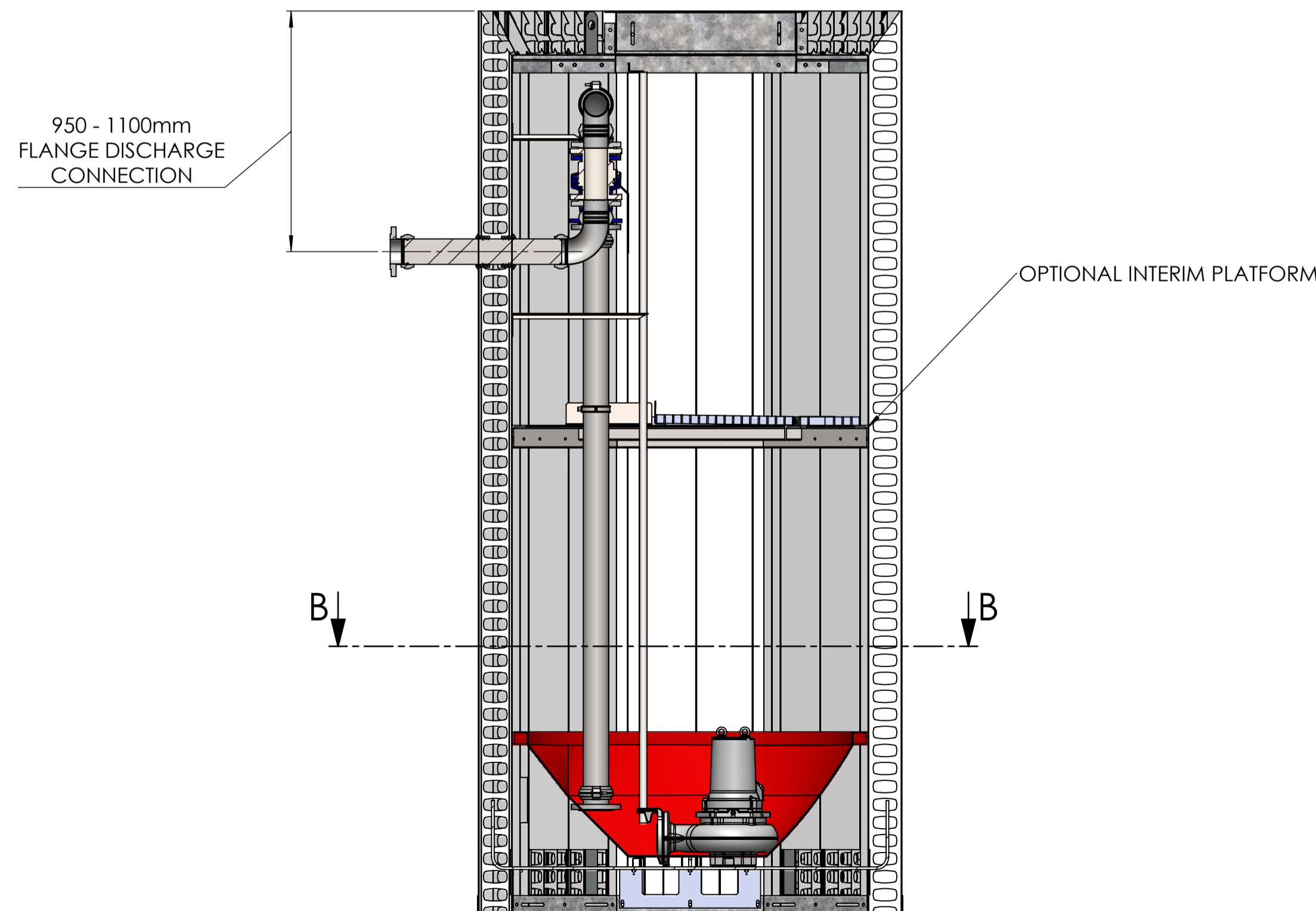
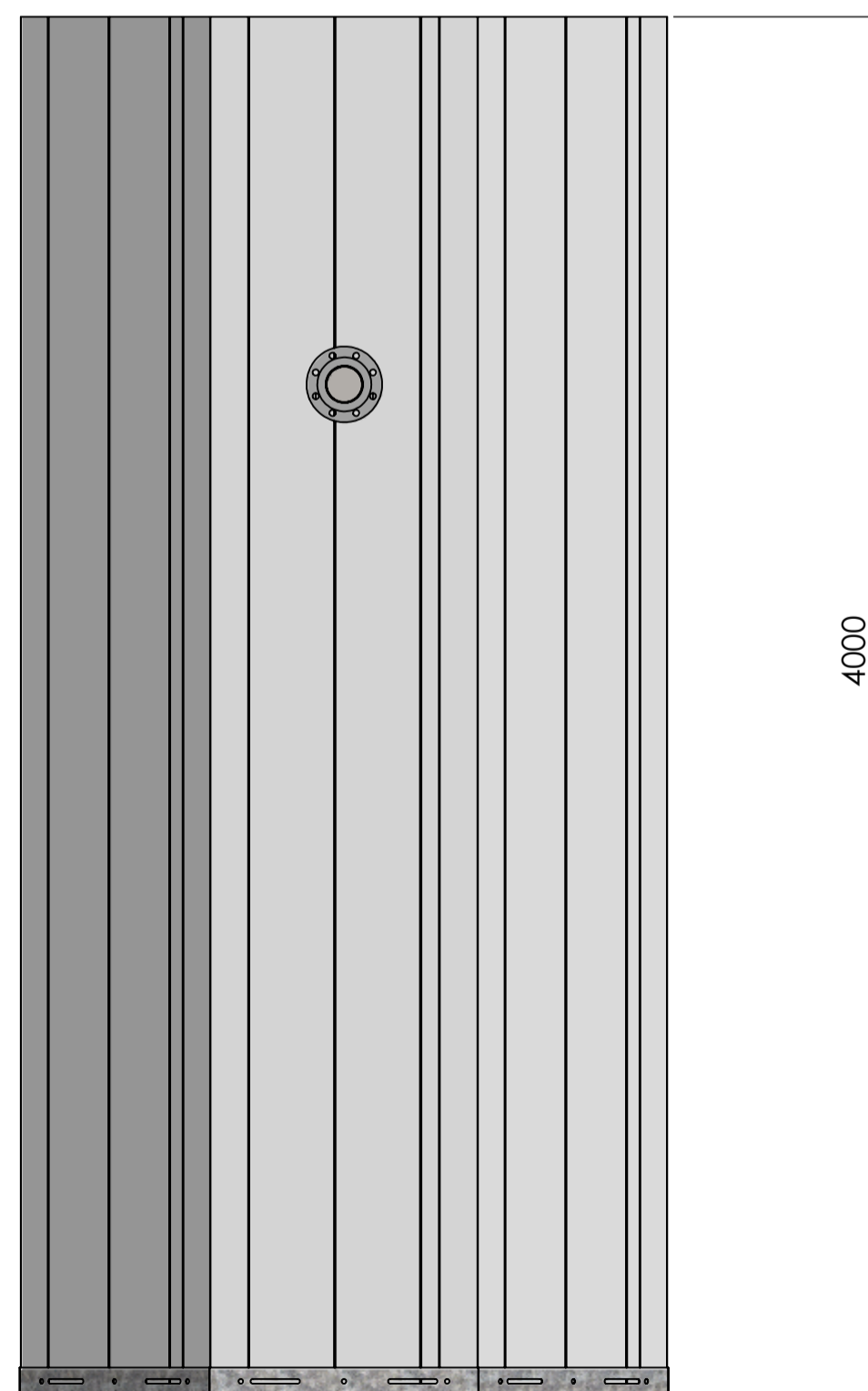



SECTION B-B



SECTION A-A



NOTES:

For information only, for further details refer to contract specific drawings.
Pipework shown is indicative. This product is available with pipework sizes from DN50 to DN100
Standard pipework type is Stainless Steel with flexible grooved couplings. Other materials available on request.

Approximate Delivered Weight = TBC
The weight stated is indicative only and may vary according to specific product specification.

PROJECT:	-			DRAWING NUMBER:	Q16.400P	DRAWING REV	
CUSTOMER:	-			DESCRIPTION:	QUIKFORM PUMP CHAMBER		
PRINT NAME:	-	<small>ALL DIMENSIONS IN MM UNLESS OTHERWISE STATED DO NOT SCALE DRAWING IF IN DOUBT ASK</small>	<small>THIRD ANGLE SHEET 1 OF 1</small>	DRAWN:	STEPHEN BARBER	12.05.20	
SIGNATURE:	-	SHEPHERD ROAD, GLOUCESTER GL2 5EL (T): 01452 300 110	<small>SHEET SIZE A1 SUITABILITY BIM REV</small>	APPRD:	-	-	
DATE:	-	BIM REF:		RELED:	-	-	
							PROPRIETARY AND CONFIDENTIAL