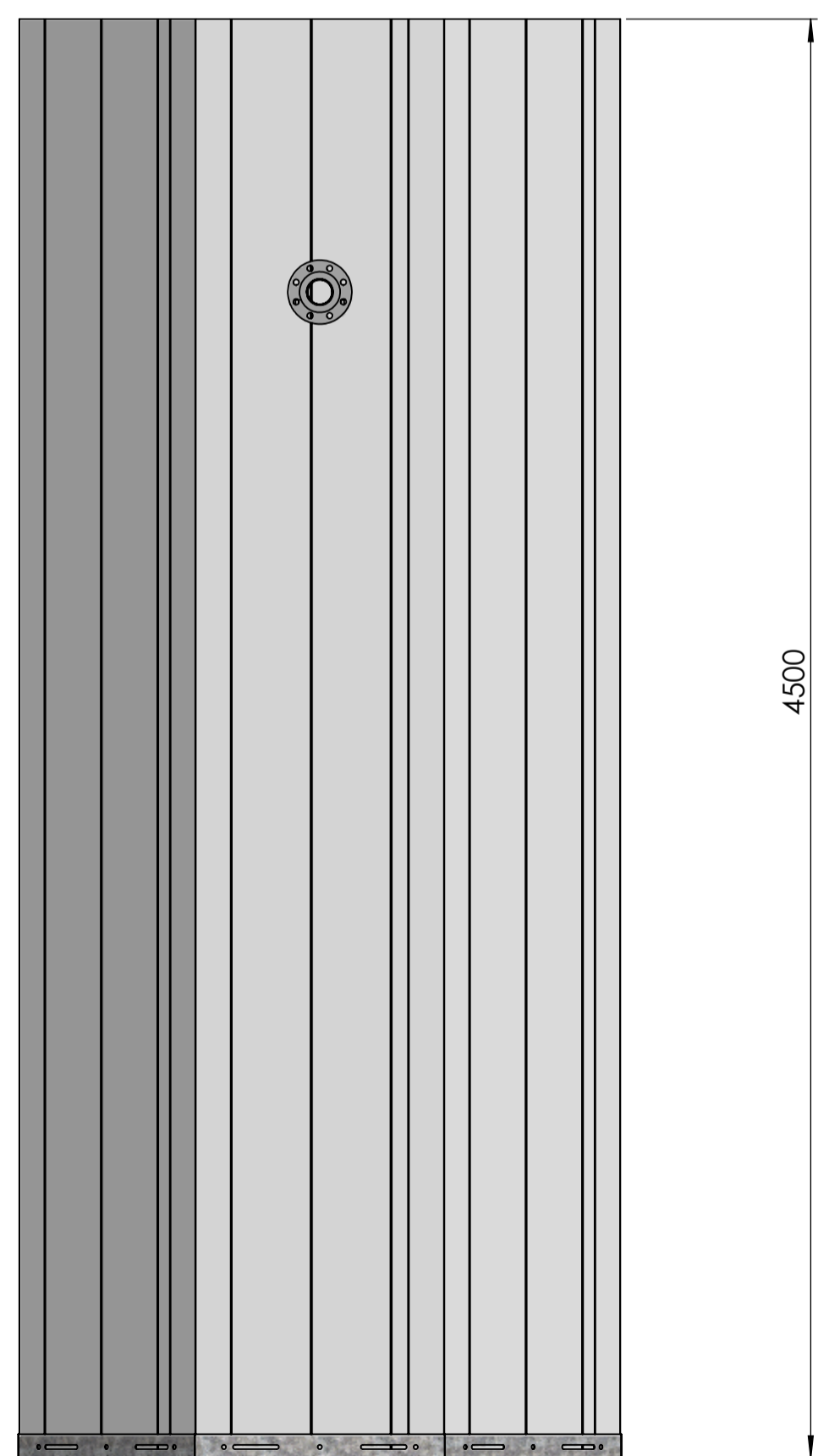
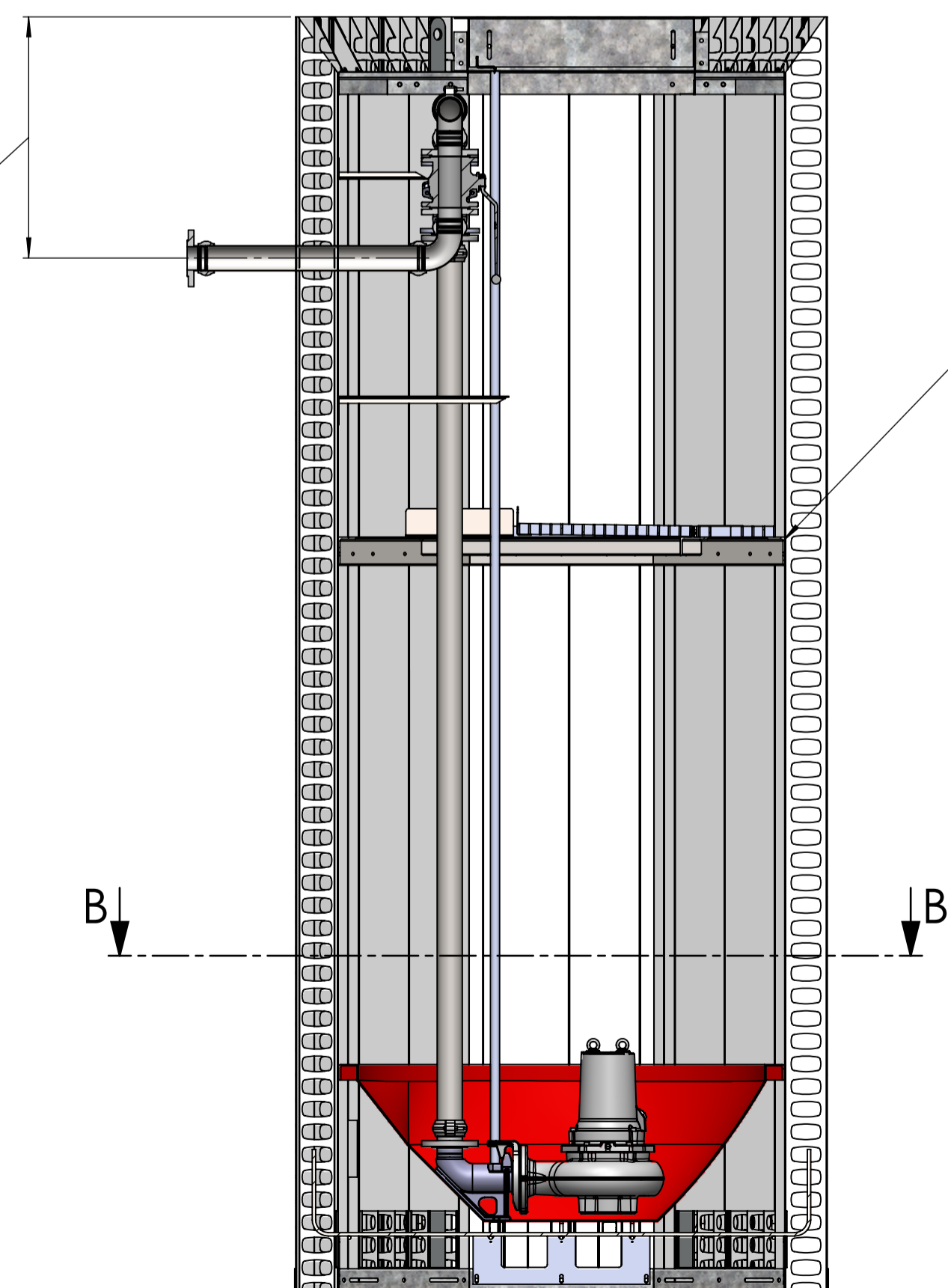


SECTION B-B




950 - 1100mm
FLANGE DISCHARGE
CONNECTION

4500



OPTIONAL INTERIM PLATFORM

SECTION A-A



NOTES:

For information only, for further details refer to contract specific drawings.
Pipework shown is indicative. This product is available with pipework sizes from DN50 to DN100
Standard pipework type is Stainless Steel with flexible grooved couplings. Other materials available on request.

Approximate Delivered Weight = TBC
The weight stated is indicative only and may vary according to specific product specification.

PROJECT:	-	DUTYPOINT <small>SETTING THE BAR</small>		DRAWING NUMBER:	Q16.450P	DRAWING REV:	
CUSTOMER:	-			DESCRIPTION:	QUIKFORM PUMP CHAMBER		
PRINT NAME:	-	ALL DIMENSIONS IN MM UNLESS OTHERWISE STATED DO NOT SCALE DRAWING IF IN DOUBT ASK	THIRD ANGLE SHEET 1 OF 1	DRAWN:	STEPHEN BARBER	12.05.20	
SIGNATURE:	-	SHEPHERD ROAD, GLOUCESTER GL2 5EL (T): 01452 300 110	SCALE 1:20 SHEET SIZE A1	APPRD:	-	-	
DATE:	-	BIM REF:	SUITABILITY BIM REV	RELED:	-	-	
PROPRIETARY AND CONFIDENTIAL							