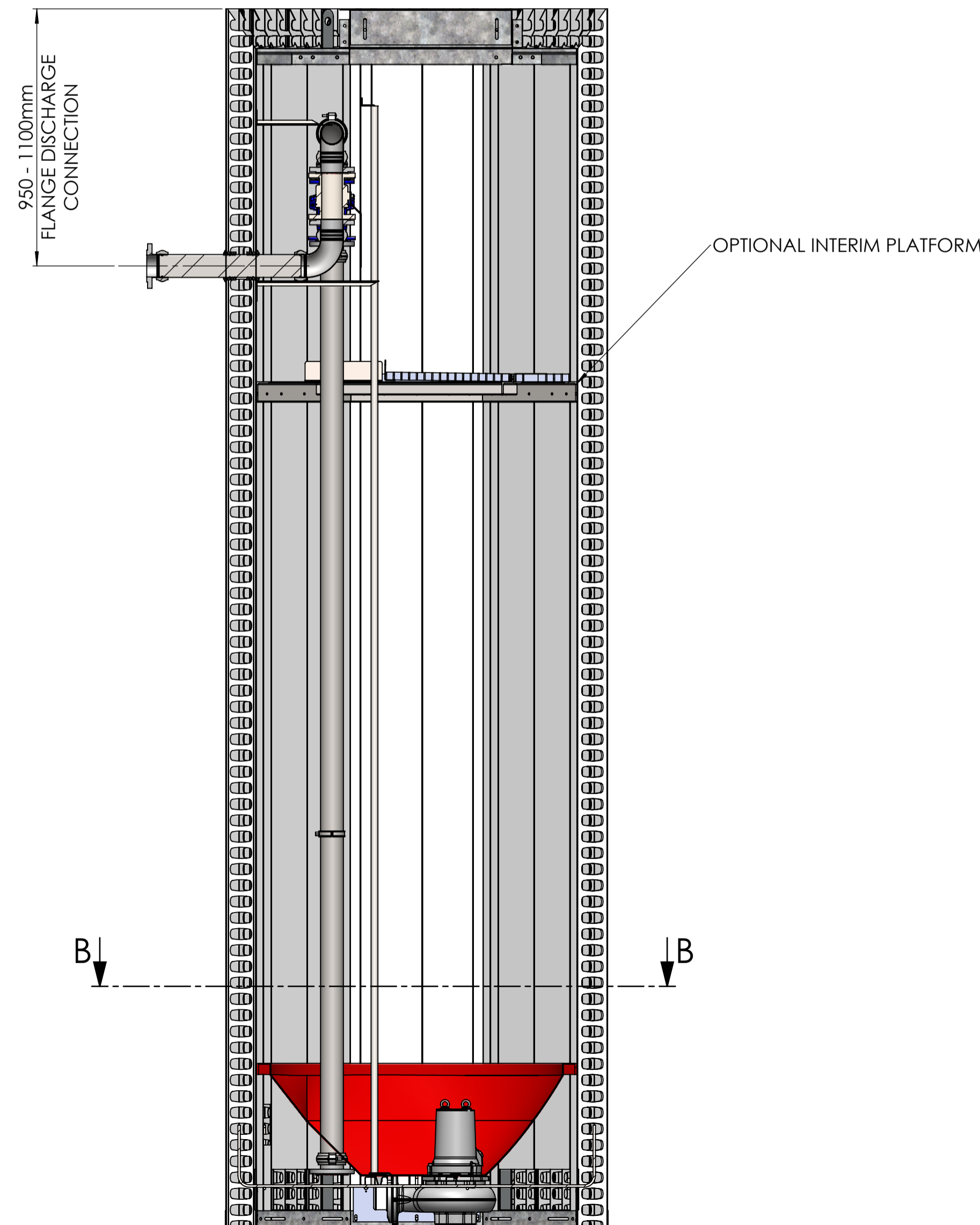
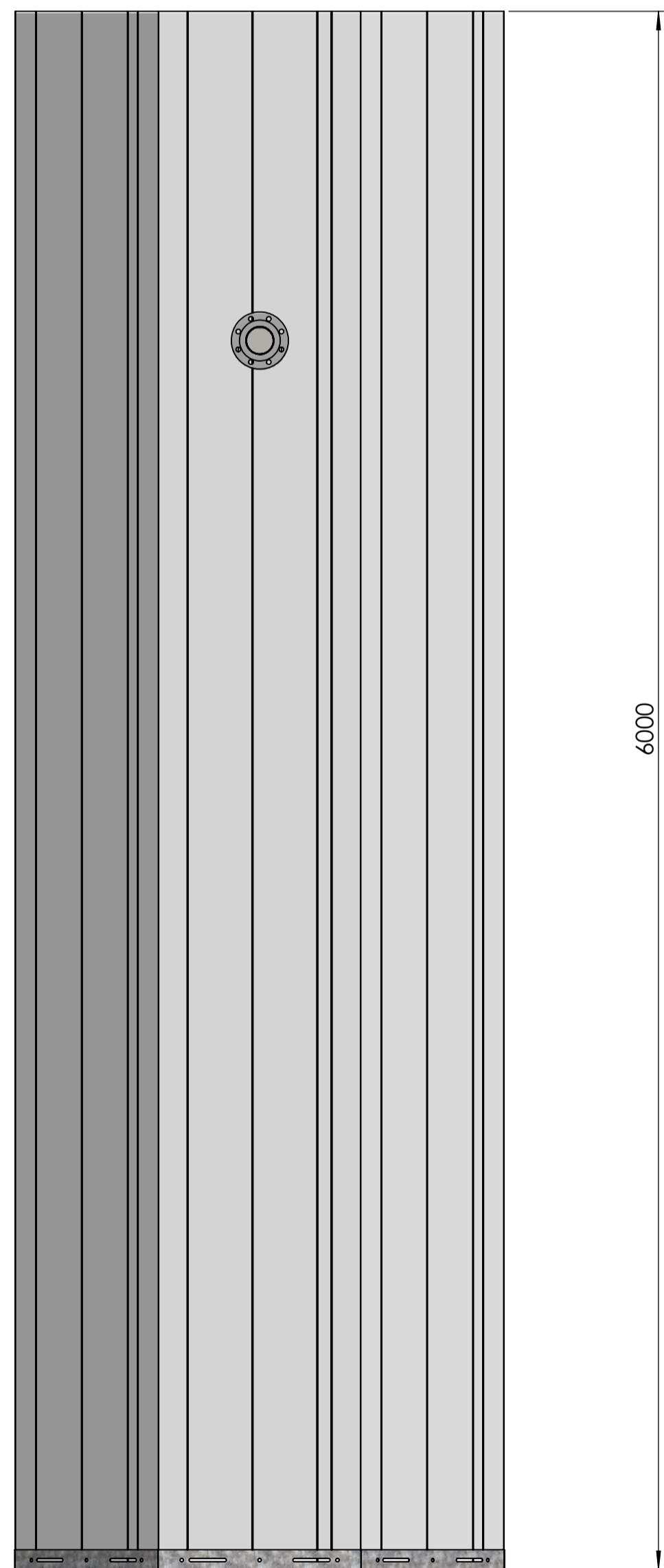



SECTION B-B



SECTION A-A



NOTES:

For information only, for further details refer to contract specific drawings.
 Pipework shown is indicative. This product is available with pipework sizes from DN50 to DN100
 Standard pipework type is Stainless Steel with flexible grooved couplings. Other materials available on request.

Approximate Delivered Weight = TBC
 The weight stated is indicative only and may vary according to specific product specification.

PROJECT:	-	DUTYPOINT <small>SETTING THE BAR</small>	THIRD ANGLE SHEET 1 OF 1	DRAWING NUMBER:	Q16.600P	DRAWING REV:	
CUSTOMER:	-			DESCRIPTION:	QUIKFORM PUMP CHAMBER		
PRINT NAME:	DO NOT SCALE DRAWING IF IN DOUBT ASK	SHEPHERD ROAD, GLOUCESTER GL2 5EL (T): 01452 300 110	SCALE 1:20 SHEET SIZE A1	DRAWN:	STEPHN BARBER	12.05.20	
SIGNATURE:			SUITABILITY BIM REV	APPRD:	-	-	
DATE:				RELED:	-	-	
BIM REF: PROPRIETARY AND CONFIDENTIAL							