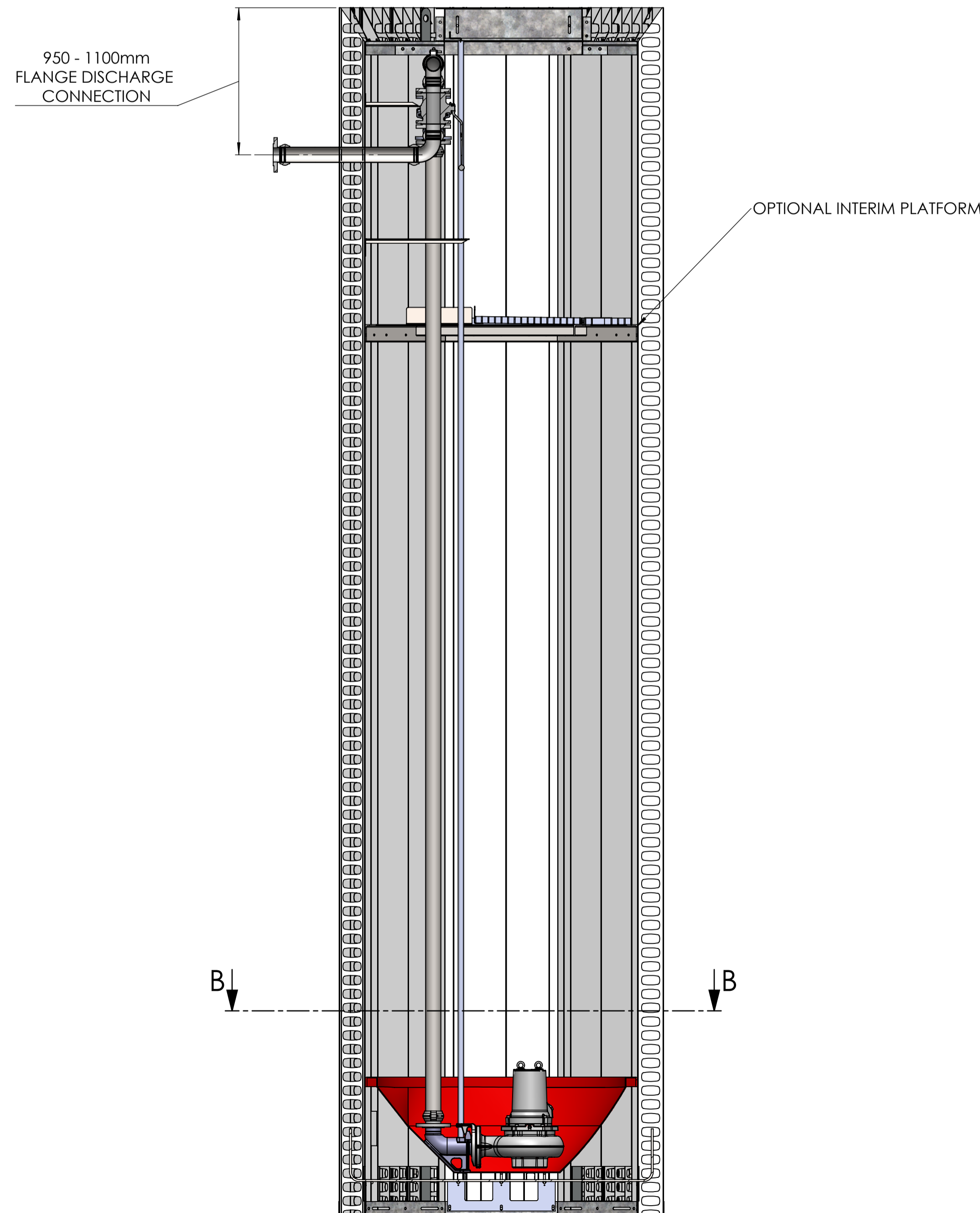
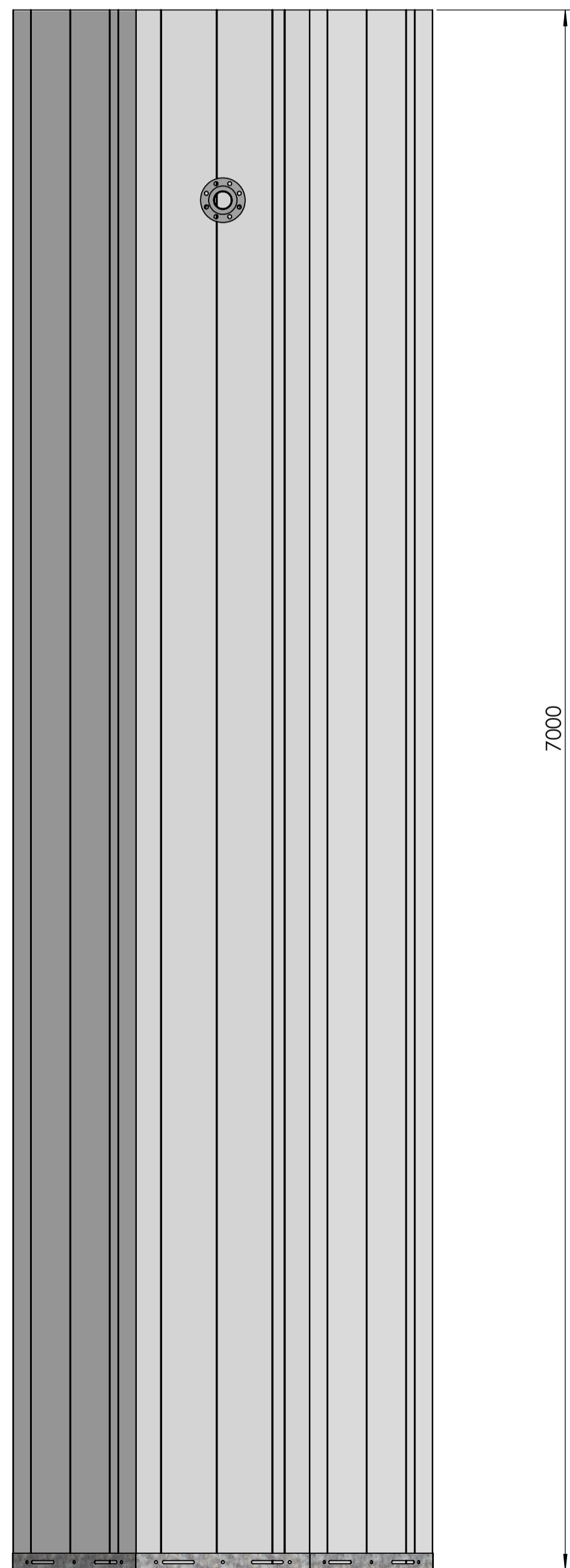



SECTION B-B



SECTION A-A



NOTES:

For information only, for further details refer to contract specific drawings.  
Pipework shown is indicative. This product is available with pipework sizes from DN50 to DN100  
Standard pipework type is Stainless Steel with flexible grooved couplings. Other materials available on request.

Approximate Delivered Weight = TBC  
The weight stated is indicative only and may vary according to specific product specification.

PROJECT:	-	<b>DUTYPOINT</b> <small>SETTING THE BAR</small>	THIRD ANGLE SHEET 1 OF 1	DRAWING NUMBER:	<b>Q16.700P</b>	DRAWING REV	
CUSTOMER:	-			DESCRIPTION:	QUIKFORM PUMP CHAMBER		
PRINT NAME:	-	ALL DIMENSIONS IN MM UNLESS OTHERWISE STATED DO NOT SCALE DRAWING IF IN DOUBT ASK	SCALE 1:20 SHEET SIZE A1	DRAWN:	STEPHEN BARBER	12.05.20	
SIGNATURE:	-	SHEPHERD ROAD, GLOUCESTER GL2 5EL (T): 01452 300 110	SUITABILITY BIM REV	APPRD:	-	-	
DATE:	-	BIM REF:		RELED:	-	-	PROPRIETARY AND CONFIDENTIAL