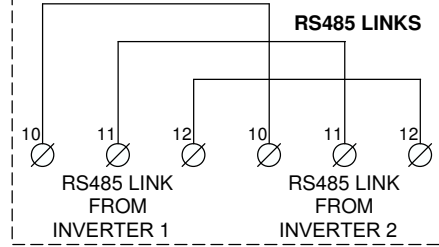
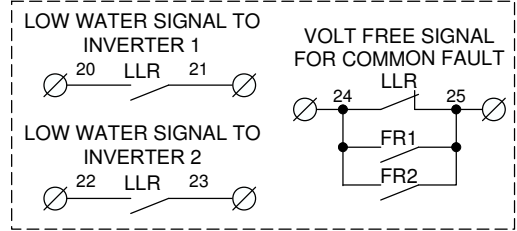
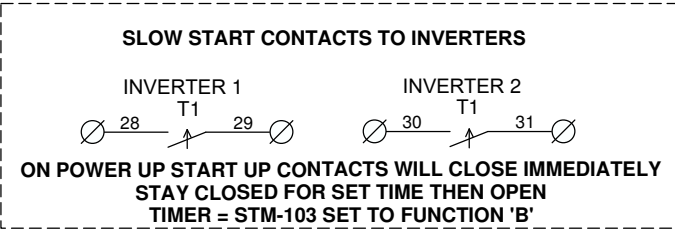


Key

COIL	N/O CONTACT
BUZZER	N/C CONTACT
BEACON	N/O TIMER
LAMP	N/C TIMER
HEATER	FLOAT
FUSE	LINK
OUTGOING TERMINAL	
INTERNAL TERMINAL	



L1	N1	E	L2	N2	E
INVERTER 1			INVERTER 2		

1	2	1	3	1	4
LOW LEVEL FLOAT		1		2	
FAILED SIGNAL FROM INVERTERS					

10	11	12	10	11	12
INVERTER 1			INVERTER 2		
RS485 LINKS FROM INVERTERS					

20	21	22	23	24	25
VOLT FREE CONNECTIONS					

28	29	30	31
INVERT 1		INVERT 2	
START UP CONNECTIONS			

Drawing No	Drawn by
P090784	K.C.
Job No	Checked by
	T.B.
Sheet No	Date
1 / 1	15/09/09

Rev No	Description	Date	Rev No	Description	Date	Rev No	Description	Date	Rev No	Description	Date
--------	-------------	------	--------	-------------	------	--------	-------------	------	--------	-------------	------