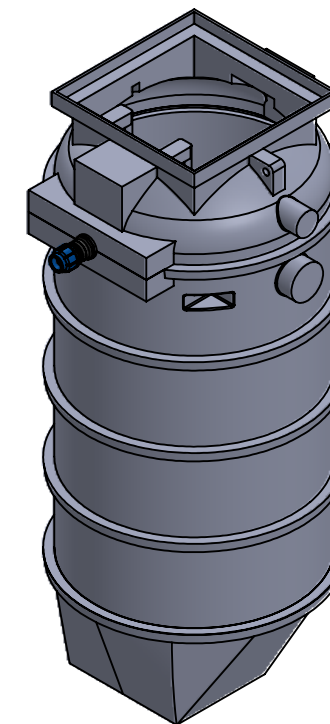
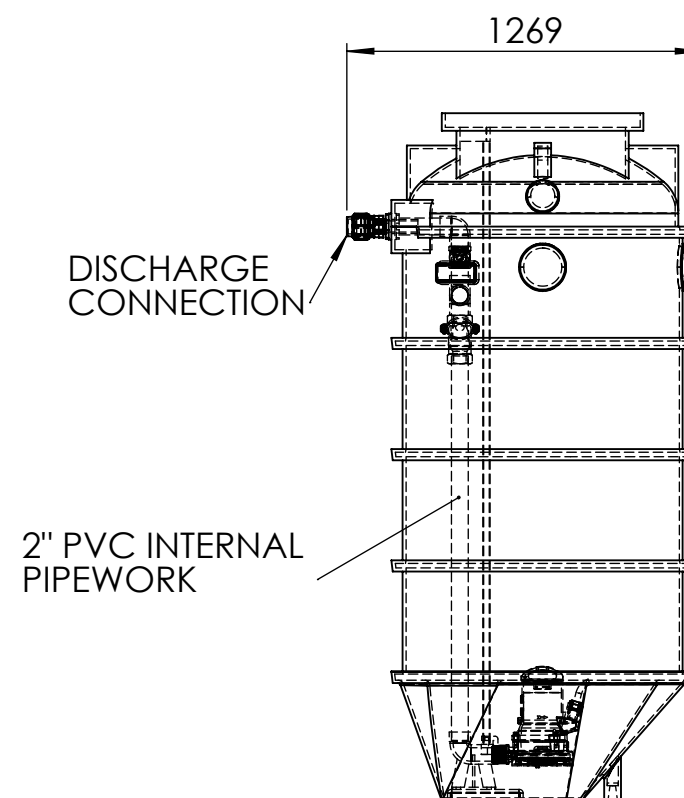
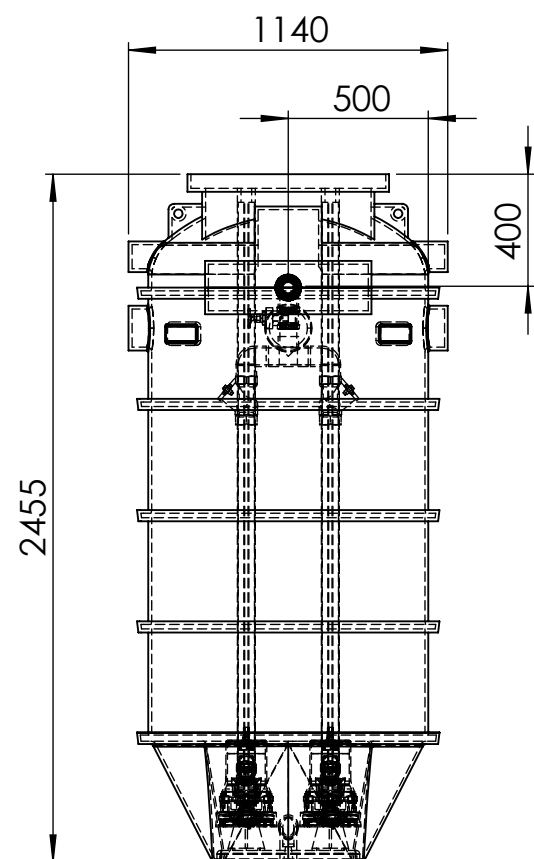


- IMPORTANT:** The tank must be surrounded in concrete as per installation procedures. Refer to installation manual available from Dutypoint Ltd.
- Inlets and cable entry points to be formed in the correct positions to suit site requirements. Further detail is available in the installation manual
- Dimensions are approximate due to manufacturing tolerances. If critical, check physically prior to installation.

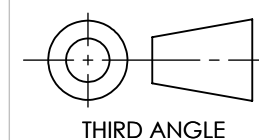


| | |
|-------------|--|
| CUSTOMER: | |
| PRINT NAME: | |
| DATE: | |
| SIGNATURE: | |

DUTYPOINT SETTING THE BAR

SHEPHERD ROAD, GLOUCESTER GL2 5EL
(T): 01452 300 110

PROPRIETARY & CONFIDENTIAL
DO NOT SCALE THIS DRAWING
IF IN DOUBT



| | | | | |
|---------------|---|------------|-------------|----|
| DRAWING NO: | 10-005082-000 | REV: | 01.00 | |
| BIM NO: | XXX-XXX-XX-XX-XX-X-XX_XX_XX-XXXX-XX-XXX | | | |
| DESCRIPTION: | T10.250.2P.50.GR | | | |
| PROJECT NAME: | | | | |
| MODEL NO. | | | | |
| SERIAL NO. | | SHEET NO. | 1 OF 1 | |
| PROJECT NO. | | SCALE: | 1:27 | |
| DRAWN BY: | DARREN LUSTY | 28/04/2022 | SHEET SIZE: | A3 |
| APPROVED BY: | - | - | WEIGHT KG: | |